

# REGCOM-IBM





Operation Manual

October 2010





	<p><b>CAUTION!</b> <b>RISK OF ELECTRICAL SHOCK!</b> <b>DO NOT OPEN!</b></p>	
<p>TO PREVENT ELECTRIC SHOCK, DO NOT REMOVE THE COVER. DO NOT EXPOSE THE EQUIPMENT TO RAIN OR MOISTURE. NO USER SERVICEABLE PARTS ARE INSIDE. REFER SERVICING TO QUALIFIED PERSONNEL.</p>		

<p><b>WARNING!</b></p> <p>THIS EQUIPMENT GENERATES, USES, AND CAN RADIATE RADIO FREQUENCY ENERGY AND IF NOT INSTALLED AND USED IN ACCORDANCE WITH THE INSTRUCTION MANUAL MAY CAUSE INTERFERENCE TO RADIO COMMUNICATIONS. IT HAS BEEN TESTED AND FOUND TO COMPLY WITH THE LIMITS FOR A CLASS A COMPUTING DEVICE PURSUANT TO SUBPART J OF PART 15 OF FCC RULES, WHICH ARE DESIGNED TO PROVIDE REASONABLE PROTECTION AGAINST SUCH INTERFERENCE WHEN OPERATED IN A COMMERCIAL ENVIROMENT. OPERATION OF THIS EQUIPMENT IN A RESIDENTIAL AREA IS LIKELY TO CAUSE INTERFERENCE IN WHICH CASE THE USER AT HIS/HER OWN EXPENSE WILL BE REQUIRED TO TAKE WHATEVER MEASURES MAY BE</p>
---

The lightning flash with the arrowhead symbol within an equilateral triangle, is intended to alert the user to the presence of uninsulated "dangerous voltage" within the product's enclosure that may be of sufficient magnitude to constitute a risk of electrical shock to persons.

The exclamation point within an equilateral triangle is intended to alert the user to the presence of important operating and maintenance (servicing) instructions in the literature accompanying the appliance.

**CONTENTS**

Precautions.....2  
Specifications .....3  
Introduction.....4  
Connections.....5  
LED Status Indication.....6  
Display Inteface Configuration.....6  
Warranty .....7

**SPECIFICATIONS**

**Electrical Characteristics**

Operating Voltage.....9 - 12VDC  
Supply Current.....< 200mA @ 12VDC  
Data Ports.....1 x RS-232 (DB-9), 2 x RS-485 (RJ45)

**Physical Characteristics**

Size.....130 x 125 x 32 mm / 5.1 x 4.9 x 1.3 in  
Weight.....600 g / 1.3 lbs  
Case.....Beige Metal

**RS-232 Parameters**

Baud Rate.....4800  
Data Bits.....8  
Parity.....None  
Stop Bits.....1

**RS485 Parameters**

Standard.....RS-485  
Max Line Length.....4000 ft  
Cable Type.....120 Ohm Terminated

---

## INTRODUCTION

The Regcom IBM is a high speed interface device that is designed to interface IBM4610/6493-5 cash register with high speed serial output register.

The Regcom IBM receives a high speed RS-485 data from the IBM cash register, then stores this data in its buffer before sending it on to the VSI-Pro unit via the RS-232. See typical connection diagram.

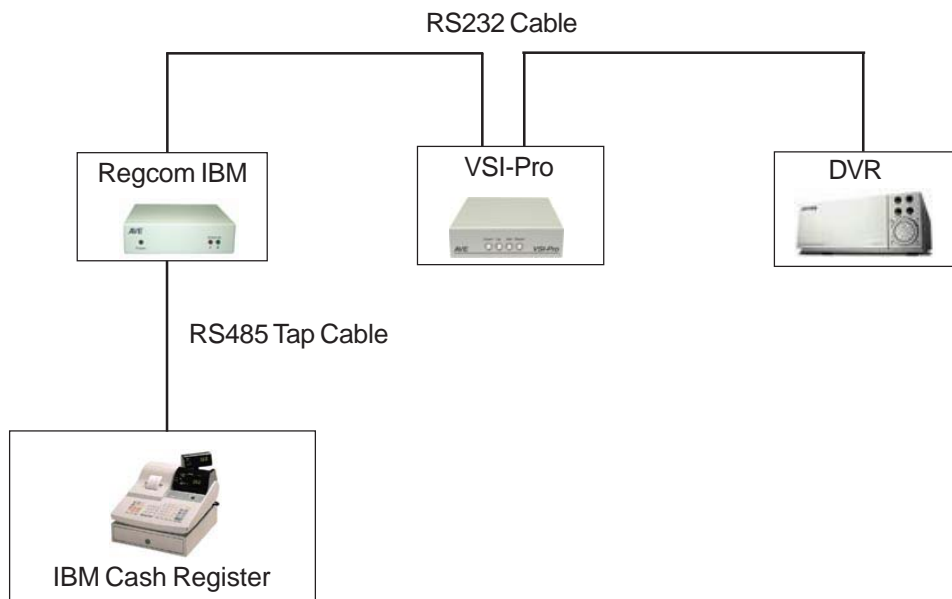


Figure 1: Typical Connection

## CONNECTIONS

The Regcom IBM is high speed data reading by tapping RS485 technics for high speed Rs485 Serial on IBM cash register by using a highest speed microcontroller in 8051 family. In tapping mode like this. The termination for RS485 must be turned off.




Figure 2: Regcom Rear Panel

PIN 1	
PIN 2	RX (RS-232)
PIN 3	TX (RS-232)
PIN 4	
PIN 5	GROUND
PIN 6	
PIN 7	
PIN 8	
PIN 9	

Table 1: DB-9 Pin-Out

PIN 1	
PIN 2	
PIN 3	
PIN 4	RS-485 (+)
PIN 5	RS-485 (-)
PIN 6	
PIN 7	
PIN 8	

Table 2: RJ45 Pin-Out

(120 Ohm impedance terminated)

RJ45	RJ45
PIN 4 (+)	PIN 4 (+)
PIN 5 (-)	PIN 5 (-)

Table 3: RS-485 Network Data Cable Wiring

---

## LED STATUS INDICATION

Status light A illuminates whenever data is available on RS485. Status light B illuminates to indicate when the configurations are setup in frist time when power up. see the configuration setup table on talbe 4.

## DISPLAY INTERFACE CONFIURATION

Regcom IBM provided the 8 postions DIP switch on the back for various display interface types. See table as below to switch the DIP switch meet your display interface type.

1	2	3	4	5	6	7	8	Display Inteface Type
OFF	OFF	OFF	OFF	OFF	OFF	OFF	OFF	LCD OP DISPLAY
ON	OFF	OFF	OFF	OFF	OFF	OFF	OFF	VFD II DISPLAY
OFF	ON	OFF	OFF	OFF	OFF	OFF	OFF	VFD II (DBCS)
ON	ON	OFF	OFF	OFF	OFF	OFF	OFF	MODEL 2 PRINTER
OFF	OFF	ON	OFF	OFF	OFF	OFF	OFF	MODEL 3 PRINTER
ON	OFF	ON	OFF	OFF	OFF	OFF	OFF	MODEL 4, 4R PRINTER
OFF	ON	ON	OFF	OFF	OFF	OFF	OFF	MODEL 4A PRINTER
ON	ON	ON	OFF	OFF	OFF	OFF	OFF	IBM 4610 PRINTER

Table 4. Display Interface Configurations

Notes: Dip Swith 8th was RS485 Termination. It will always be unterminated cause They are woking in tapping mode.

---

---

## LIMITED WARRANTY

(Terms and Conditions)

For **2 years** from the date of shipment, Seller warrants to Buyer that the Product is free from defects in material or workmanship **under normal use and service**. Equipment manufactured by other than Seller but furnished by Seller carries the same warranty to Buyer as Seller receives from the other manufacturer, notwithstanding any provision to the contrary. If Buyer has specified a particular manufacturer's product which is not the brand standardly supplied by Seller, Buyer shall look only to the other manufacturer's warranty and Seller shall not warrant such item.

**EXCLUSIONS.** Seller's warranty does not cover the following:

- (1) in-transit damage claims, improper handling by carrier or post office (Note: only the consignee of the shipment can file a claim with the common carrier)
- (2) damages caused by incorrect use, modification, carelessness, improper storage, hostile operating conditions, or unauthorized service, installation or repairs without proper training from the Seller
- (3) damages caused by fire, flood, lightning, collision, acts of God or other events beyond the control of Seller
- (4) products or parts thereof that have had serial numbers removed, altered or defaced
- (5) products returned without an RMA number and sales or delivery receipt showing the date of original purchase
- (7) use of components that do not meet Seller's specifications
- (9) external parts such as cabinets or keypads
- (10) periodic maintenance and adjustments resulting from normal use

**WARRANTIES EXCLUDED, SELLER EXPRESSLY DISCLAIMS AND EXCLUDES ANY EXPRESS OR IMPLIED WARRANTY OR MERCHANTABILITY OR FITNESS FOR A PARTICULAR PURPOSE WHICH EXCEEDS OR IS INCONSISTENT WITH THE WARRANTY HEREIN EXPRESSLY SET FORTH.**

**NON-WARRANTY CLAIMS.** In the event Buyer makes a warranty claim and Seller's warranty does not apply, Buyer shall reimburse Seller for all reasonable expenses incurred by Seller in diagnosing the installation/repair problem.



**AVE (Thailand) Co., Ltd.**

147 Soi OnNut44  
Sukhumvit 77 Rd., Suanluang  
Bangkok 10250 Thailand.  
Tel: 662 331 9285 , 662 331 9364  
Fax: 662 331 9365  
email:ave@avethailand.com  
Website: www.avethailand.com (English)  
Website: www.ave.co.th(Thai)

**American Video Equipment**

2501 Central Parkway, Suite C-1,  
Houston, Texas 77092 ,USA  
Tel: 713-686-8409, 281-443-2300 and  
800-550-4464  
Fax : 713-686-8509 and 281-443-8915  
email: aveus@aveusa.com  
Website:www.americanvideoequipment.com

**AVE Multiview Ltd.**

Endeavour House  
Coopers End Rd., Stansted  
Essex CM24 1SJ ,UK  
Tel: 44(0) 845 600 9323  
Fax: 44(0) 845 600 9363  
email: ave-uk@multiview.net  
Website: www.multiview.net

**AVE Europe Ltd.**

123 Millennium Business Park  
Ballycoolin, Dublin 11 ,Ireland  
Tel: 353-1-864-7450  
Fax: 353-1-864-7451  
email: sales@ave-europe.eu  
Website: www.ave-europe.eu