


# *TwistPlex* UTP Product Line


## UTP 16X1500 16 Camera Passive Hub Installation Manual



**Step 1** Remove the two countersunk screws from the rear of the metal case using a cross head screwdriver.




**Step 2** Hold onto the main case assembly with one hand supporting the top cover.



**Step 3**

Press slightly on the back cover using the left hand thumb and slide the back cover using the right hand.



**Top Cover**

**Step 4**

Top and back cover are separated as shown below.



**Base Cover**

**UK and Western Europe  
AVE Multiview**

Unit 1C, The Potteries,  
Woodgreen Road, Waltham Abbey  
Essex, EN9 3SA, UK  
Tel: 440-870-770-9323  
Fax: 440-870-770-9363  
Email: [ave-uk@multiview.net](mailto:ave-uk@multiview.net)  
Website: [www.multiview.net](http://www.multiview.net)

**ASIA**

**AVE (Thailand) Co., Ltd.**

147 Soi On-Nut 44,  
Sampheengong Villa, Sukhumvit 77Rd.  
Suanluang, Suanluang  
Bangkok, 10250 Thailand  
Tel: 662-331-9364, 662-331-9285  
Tel: 662-7420221 Fax: 662-656-9554  
Email: [ave@avethailand.com](mailto:ave@avethailand.com)  
Website : [www.avethailand.com](http://www.avethailand.com)

**NORTH AMERICA**

**AVE USA**

2000 West Governors Circle, Suite E  
Houston, Texas 77092  
Tel: 281-443-2300 Fax: 281- 443-8915  
Email: [aveus@ave-us.com](mailto:aveus@ave-us.com)  
Website: [www.americanvideoequipment.com](http://www.americanvideoequipment.com)

**Ireland**

**AVE Euro**

Email: [ave-uk@multiview.net](mailto:ave-uk@multiview.net)  
Website: [www.multiview.net](http://www.multiview.net)

July 2007

